



POKER2U

CLUB OWNER'S MANUAL

• CREATE A CLUB •

• MANAGE A CLUB •

• PLAY IN A CLUB •

The User Guide is a product of Poker2U © 2022

Unauthorized reproduction, in whole or in part of this guide is a direct infringement of copyright.

CONTENTS

01 INTRO
(Pg1)

02 IN-GAME & FEATURE
(Pg2)

03 BOTTOM TABS
(Pg3)

04 SHOP
(Pg4-5)

05 CREATE / JOIN CLUB
(Pg6-7)

06 MY CLUB
(Pg8-9)

07 EXCHANGE DIAMONDS TO CHIPS
(Pg10-11) / CREATE TABLE

08 TABLE SETTING
(Pg12-14)

09 TABLE SETTING PLANS
(Pg15-16)

10 APPROVE/ REMOVE PLAYERS
(Pg17-18)

11 ASSIGN MEMBER DUTY
(Pg19)

12 GRANT VIP CARDS TO MEMBER
(Pg20-21)

13 TOP TABS
(Pg22-23)

14 VIP
(Pg24-26)

15 MENU
(Pg27-32)



POKER2U

INTRO

Poker2U provides a platform for poker lovers to play poker, to enjoy poker together with their friends. Poker2U have all existing poker styles in our online mobile poker application. Poker2U have NLH, PLO, PLO5, PLO6, OFC, and Short Deck, Hi/Lo, Jackpot, Multitable Tournaments, Knock-Out MTT, Satellite MTT. You can even play on multiple screens , on 4 separate screen using the same phone. Poker2U's Multitable can be used in two different modes 'tiled' or 'stacked'.

GETTING STARTED

HOW DO I DOWNLOAD?

Poker2U can be downloaded by store link:

<https://apps.apple.com/us/app/poker2u/id1581551284>

<https://play.google.com/store/apps/details?id=net.poker2u.game>

<https://poker2u.app/exe/Poker2U.exe>

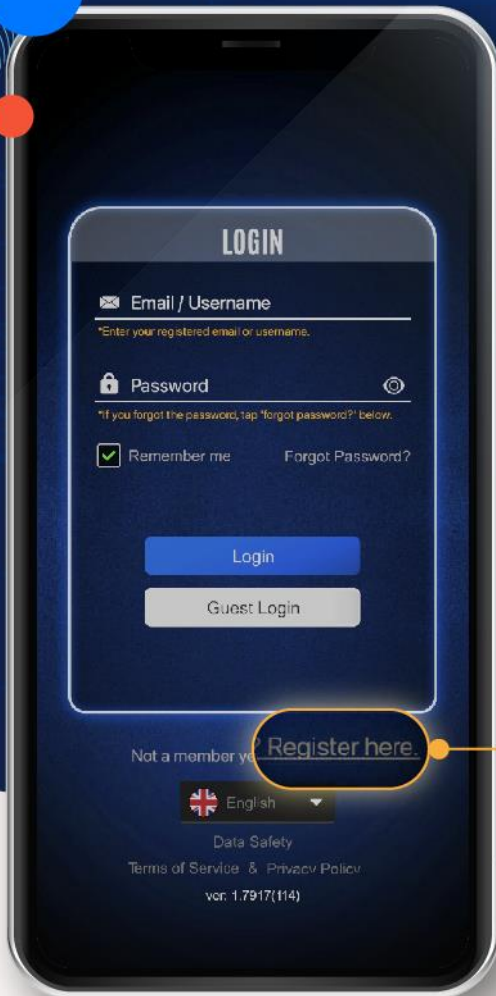
https://poker2u.app/apk/poker2u_v101.apk



01

IN-GAME & FEATURE

To start playing, simply create a user profile by tapping on **"Register here"** on the first launch of the Poker2U Application.



If you are already a registered player, then simply login with your ID and Password. After that to play poker in Poker2U, simply create your own club, join your friends club.

Or you may participate in our various Types of Poker Games in our Lobby.



02

BOTTOM TABS



What is the Lobby Tab?

The Club Tab allows players to view the clubs the players have joined or created. In the Club Tab in-menu, there are 2 icons on the left side and the right side of the Club bar.

The ⊕ icon with a sign is to create a club so that players can be brought in to join. The 🔍 is to search for clubs. Request to join your friend's club by searching for their Club ID with this search option.



MESSAGE

What is the Message Tab?

The message tab is to view messages sent to you or to your club by Poker2U either in Notice or Club Mail accordingly. You can also view all messages by tapping on "All" tab in the message in-menu.



SHOP

What is Shop?


Shop Tab can be accessed to purchase the items available in Poker2U Mobile Gaming Application. In the Shop in-menu you may purchase diamonds, which can be used to exchange chips, or purchase items such as Time Bank, Emoji, Rabbit and VIP cards.



NOTICE

What is the Notice Tab?

The Notice tab is to display the latest features, bug fixes, improvements and promotions. Tap on it to view. If it displays "Coming Soon" that implies that the Poker2U system has not placed any new messages in the notice board.



CAREER

What is the Career Tab?

The Career Tab allows players to access, view and assess player gameplay statistics according to the type of poker games the player has played.

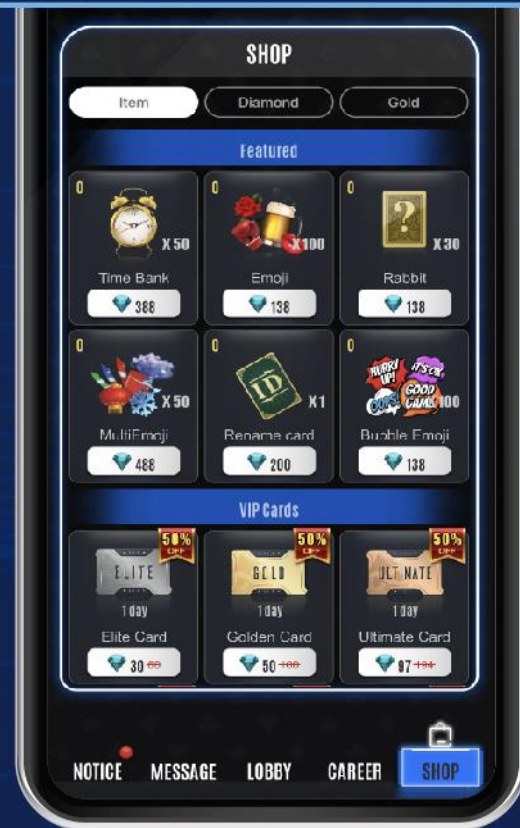
SHOP



Diamond

What can I do with diamonds?

Diamonds can be used to purchase items or exchanged for chips.



Time Bank

What is the time bank?

Time Bank allows player to extent their action time.



Emoji

What are emoji?

Emoji are used to communicate to other players in the table in a more fun manner.



Rabbit Card

Rabbit hunting is poker slang that's used to describe running out the rest of the hand even though the actual hand has concluded. To use rabbit, at the table you are sitting, after all player has folded The Rabbit activator icon will appear in the table you are sitting in automatically at the bottom left corner. Tap on the Rabbit icon to activate it.



Rename Card

With this card. Players are able to rename their profile in the application. Each card allows you to rename once (1).



SHOP



VIP Cards

What is VIP cards?

VIP card privileges gives extra in-game feature to be unlocked. There are 3 types of VIP cards, Elite, Gold and Ultimate. The unlocked features vary accordingly to VIP privilege level.



Wish to have explosive words?

Experience bubble emojis with highly expressive texts animated in a comic theme. Up to 100 bubble emoji can be used with a single purchase and can be used at table to add zest to your words.



What is Multi-emoji?

Multi emoji can be used to interact with the whole table at the same time. Multi emoji will give a full-screen animation effect changing the visual. Experience at your poker table. Make it snow, make it rain lanterns, or event have fireworks light up the whole table with this exciting feature.



Learn more about Poker2U VIP Cards in the video here:

<https://www.youtube.com/watch?v=A33gZ9hqM24>

SHOP

04

CREATE / JOIN CLUB

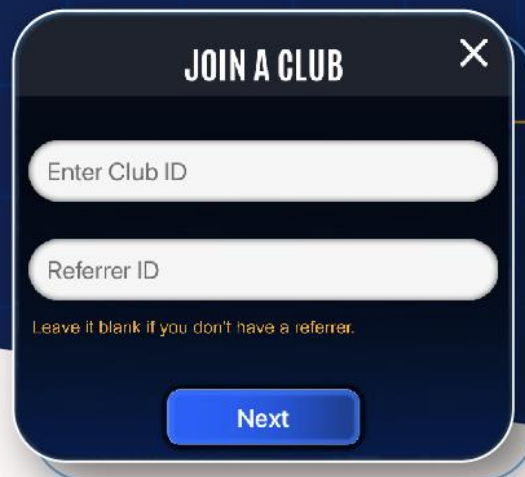
In the Club Tab in-menu, there are 2 icon tabs:

1. Join a club
2. Create a Club

JOIN CLUB

To join a club, tap on the **"Join a Club"** tab or the icon with the search icon

1. The user is required to have the Club ID in order to make an application to the Club and only after approval of club admin the user is allowed to join.
2. Enter the Club ID.
3. Enter referrer ID (leave it blank if you don't have a referrer)
4. Tap **"Next"**
5. A pop-up menu will display Club Name request confirmation to join
6. Tap on **"Join"** to file application to join clubs or tap previous to change club ID
7. After tapping **"Join"**, a message should appear saying **"Application Sent"**
8. Wait for the approval of the Club admin.




CREATE / JOIN CLUB

CREATE A CLUB

To create a club, launch the Poker2U Online Poker Mobile Game In the Poker2U Main Menu

1. Tap on the **"Club"** tab
2. Tap on the **"Create a Club"** tab or with "+" icon,
3. A menu will pop-up requesting club name
4. Type in preferred club name.
5. Tap **"Create"** to complete process.

**You are now the owner of a club!
Bring in your friends and have fun!**



MY CLUB

HOW TO CHANGE MY CLUB ICON?

In the Club Tab in-menu, select your club and tap on it to enter your club menu page



1. Tap on the Club Icon.
2. A Profile pop-up menu will appear.
3. Choose your preferred icon or choose from gallery.
4. Choose your preferred icon or choose from gallery.



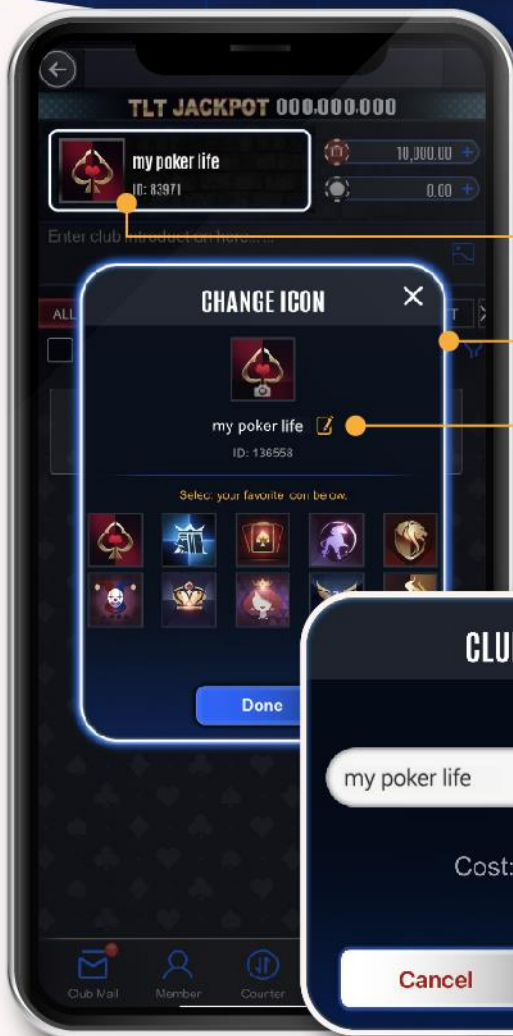
MY CLUB

HOW DO I CHANGE MY CLUB NAME?



***Please note: Club name change will be charged 500 Diamonds.**

In the Club Tab in-menu, select your club and tap on it to enter your club menu page



1. Tap on the Club Icon.

2. A pop-up menu will appear.

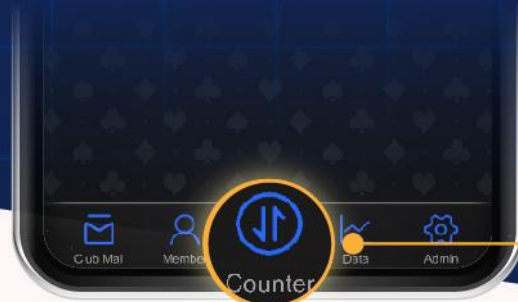
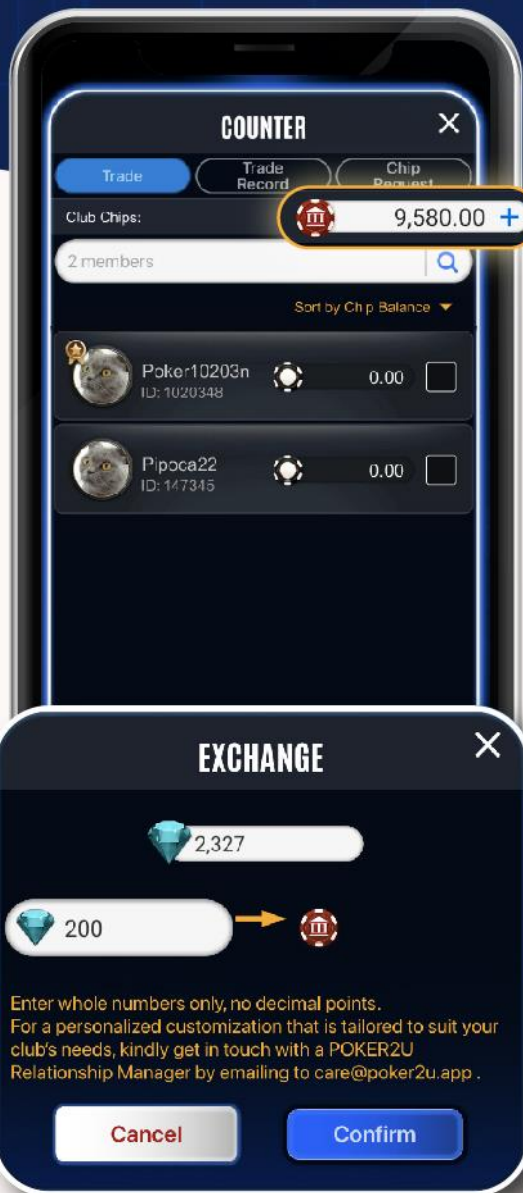
3. Tap on the edit box beside club name.

4. Tap on the Club name & enter a new club name.

5. Tap on **"Change"** to complete process.



HOW TO EXCHANGE DIAMONDS TO CHIPS



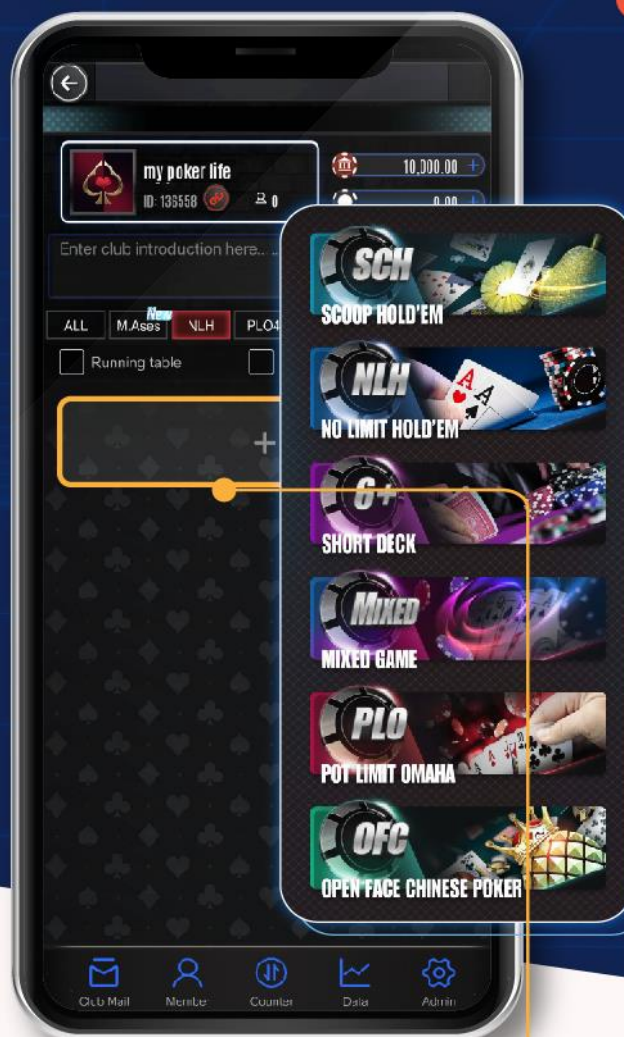
1. Enter your club by tapping on your club from the list of your clubs in the POKER2U Online Mobile Poker game main menu.
2. Tap on the **Counter** tab.
3. A pop-up Counter menu shall appear.
4. Tap on the **+** icon beside the Club coin count bar.
5. An Exchange Menu will pop up, you may key in the preferred amount of diamond to be exchanged to club coins.
6. Tap on **Confirm** to complete exchange.



07

EXCHANGE DIAMONDS TO CHIPS

CREATE TABLE



CREATE TABLE

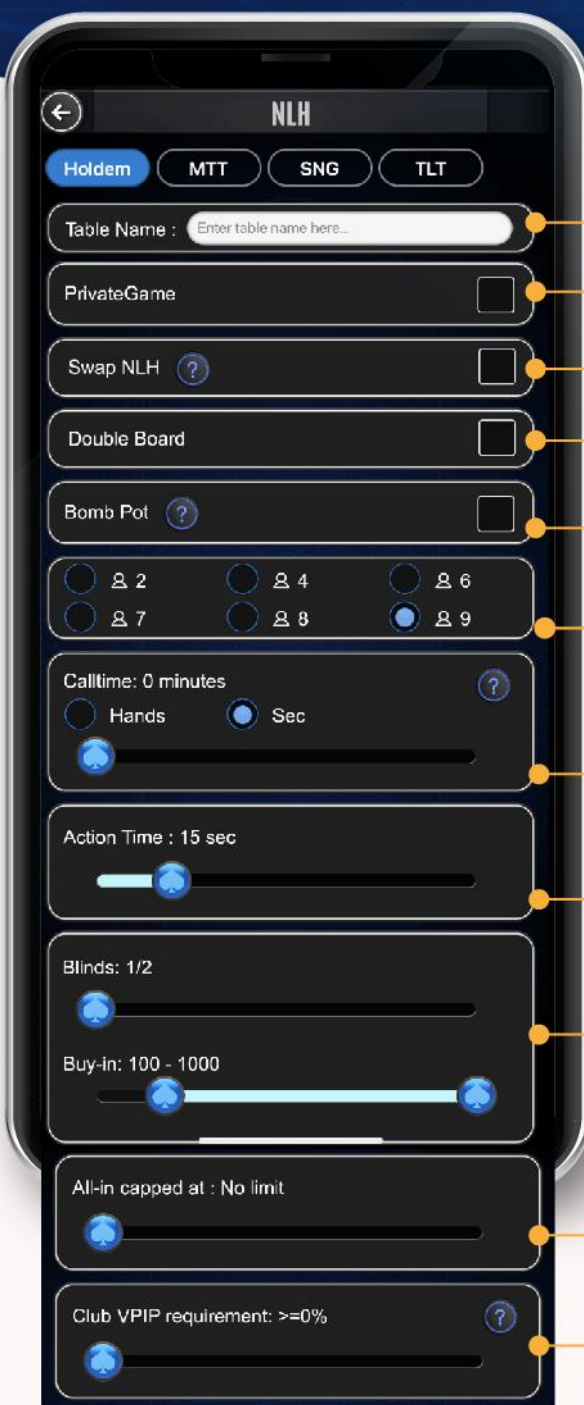
To create table,

1. Enter the club you want to create the table in
2. The Create Table icon is the box with a plus, "+" symbol inside it.
3. Once you tap on the "+" icon, you will be directed to a menu with 4 Poker Game type.
4. Choose the poker game type you wish to play a tap on it.
5. User will be directed to a game settings menu.
6. Set the table to your preference.
7. Tap on "Start" to complete creating your table.

07

CREATE TABLE

TABLE SETTING



Name your tables.

Set password for your games if you wish to.

In Swap NLH game mode, any player may swap one / both their hole cards once per hand.

Your game will have 2 sets of community cards.

A bomb pot is a hand where each player agree to place a predetermined bet amount into the pot before the hand is dealt, no one allow to bet on flop. Once the flop is dealt, players resume the hand in normal fashion.

You are able to set the number of players per for this table.

Call time stops winning players from leaving the table for the duration you set.

You are able to set the action time a player gets during their turn. Choices from 15-35 seconds.

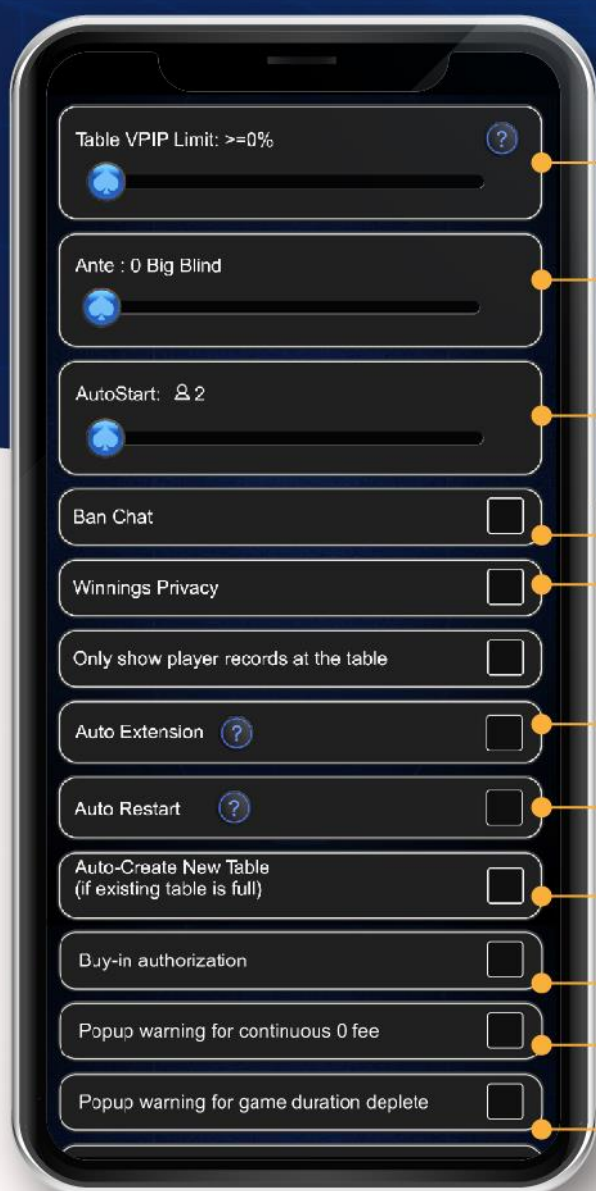
You can adjust your custom buy-in and blinds for this table.

You are able to limit the all-in amount on the table.

Voluntary Put-In-Pot, is how willing a player is to bet. You can choose more tight or loose players to play.



TABLE SETTING



Voluntary Put-In-Pot, is how willing a player is to bet. You can choose more tight or loose players to play.

An ante is a compulsory bet in which all players put into the pot apart from the compulsory blinds.

You can set the number of players required to be at a table for the table to run automatically.

To protect players from harrasment, you may ban chat using this feature.

With this button each player's winnings at a table can be hidden from each other.

If a table has more than two players and the count down time is less than 10 minutes then the the table will auto extend for 1 hour.

Auto Restart let's you end the table and auto start it again.

If a table has more than two players and the count down time is less than 10 minutes then the the table will auto extend for 1 hour.

Once turned on, this allows buy-ins to be approved by the club manager or admins.

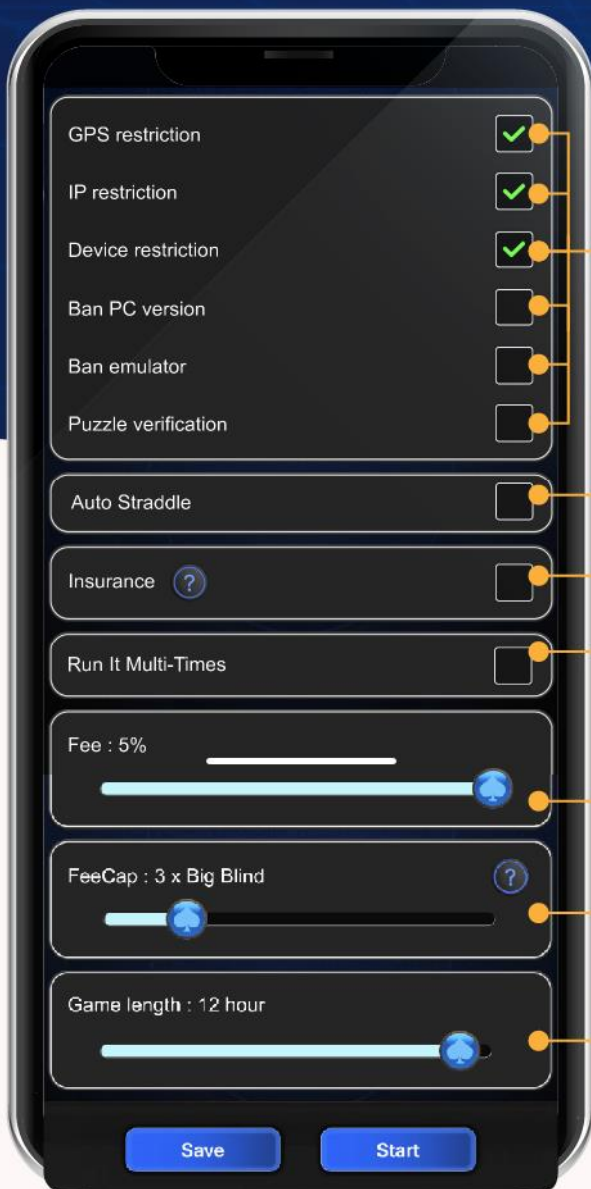
You will be notified if a table is not generating fee for 10 continuous hands.

You will be warned if a table's duration is about to finish.



08

TABLE SETTING



Players in close proximity with each other, logging in from same IP address and from same device will be stopped from sitting in the same table with this protection.

Once ticked, the table will automatically activate the Straddle function, doubling the big blind for every under the gun player.

An Insurance bet in poker protects the player against a bad beat.

The pot favourite will be allowed to run the community cards multiple times (2/3 times) to protect against bad beat.

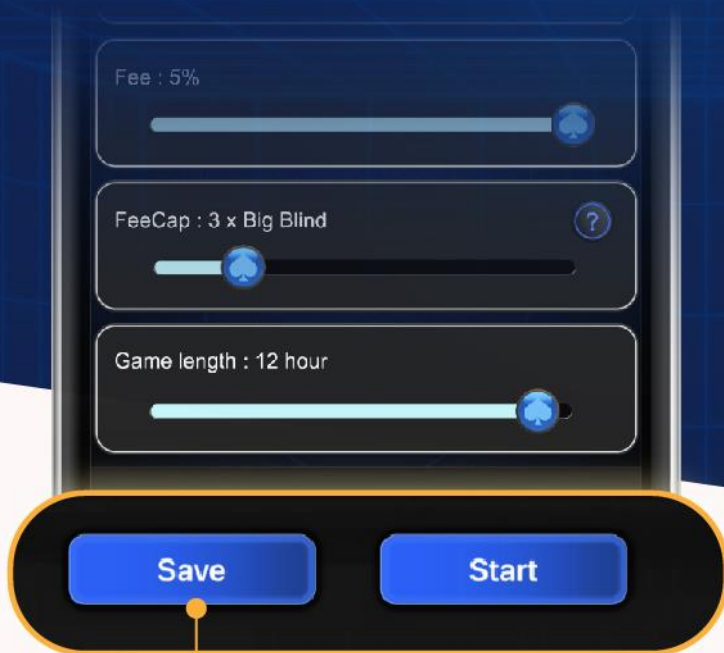
You are able to set table fee generation. Choices from 1% - 5%.

This sets the maximum table fee deduction limit. Choices from 1x - 5x BigBlind.

You are able to set the game length. Choices from 1 - 24 hours.



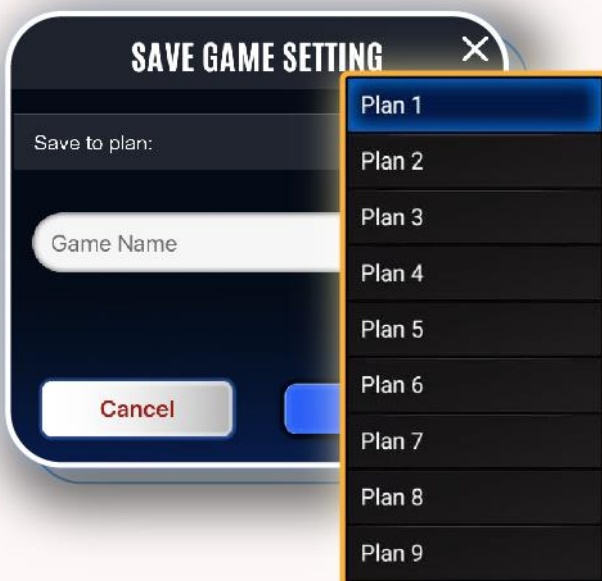
TABLE SETTING PLANS



*PROTIP:

- Study your club's game patterns throughout the week.
- Save each day's table setting under different plan.

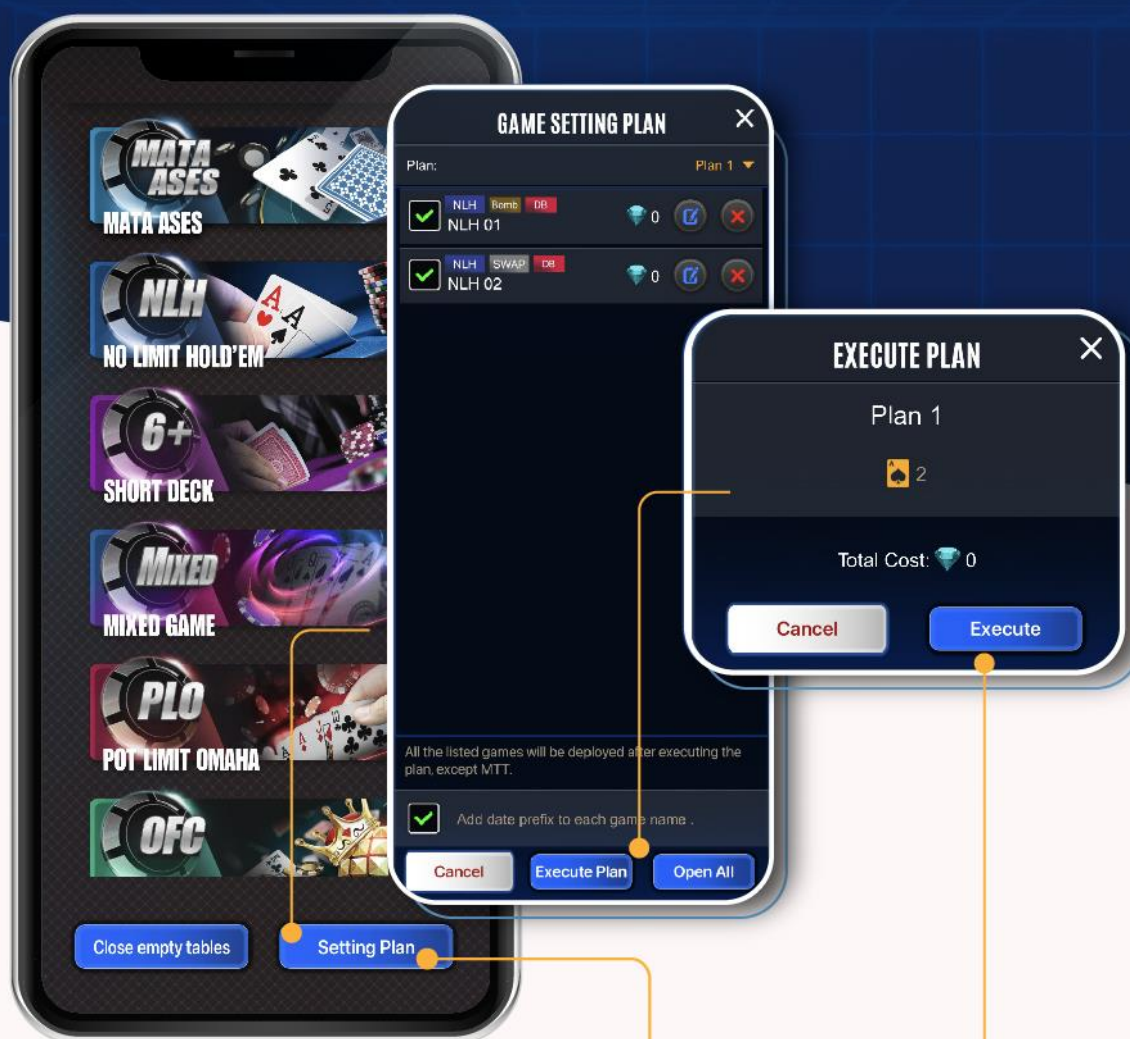
You may save your table setting for future use by simply clicking "Save"



You can save unlimited number of tables under each plan.



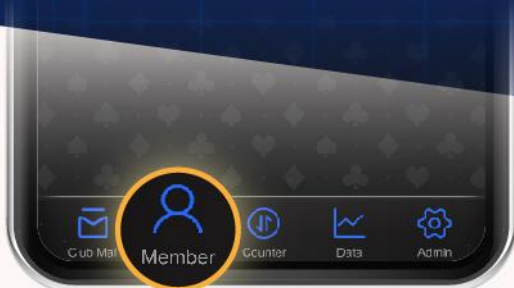
TABLE SETTING PLANS



1. The next time you need to start a table, simply click on **"Setting Plan"**
2. Select the plan you wish to execute. Click the **"Execute"** button.

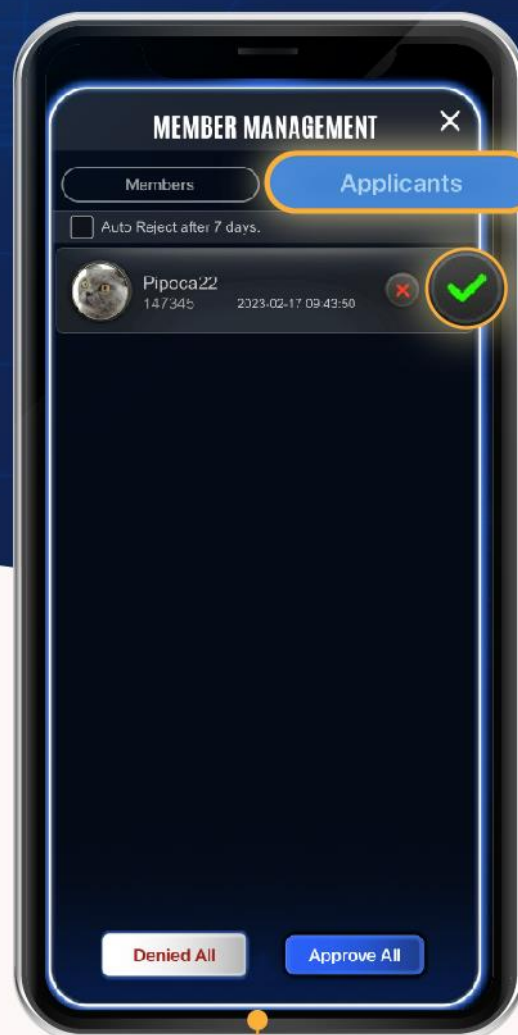
APPROVE / REMOVE PLAYERS

HOW DO I APPROVE MEMBER APPLICATION?



To approve member application into your club,

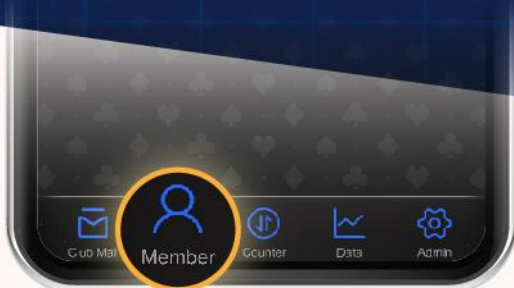
1. Enter your club by tapping on your club from the list of your clubs in the Poker2U Online Mobile Poker game main menu.
2. Tap on the "**Member**" tab.
3. A pop-up Member Management menu shall appear, and tap on "**Applicants**".
4. The member that has requested application will be listed in the applicants list, choose the member you wish to approve.
5. Tap on the green tick icon beside the member of your choice to approve.



10

APPROVE / REMOVE PLAYERS

HOW DO I REMOVE MEMBER FROM MY CLUB?

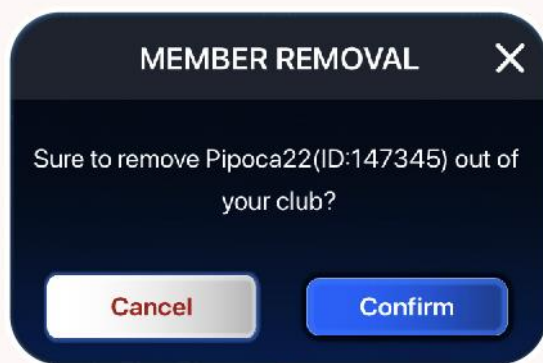


To remove member from club,

1. Enter your club by tapping on your club from the list of your clubs in the Poker2U Online Mobile Poker game main menu.
2. Tap on the **"Member"** tab.
3. Tap on the member in your club you wish to remove.
4. A pop-up Member Management menu shall appear, and
5. Tap on **"Member Removal"**
6. A pop-up Member Removal menu shall appear requesting confirmation.
7. Tap on **"Confirm"** to complete process.

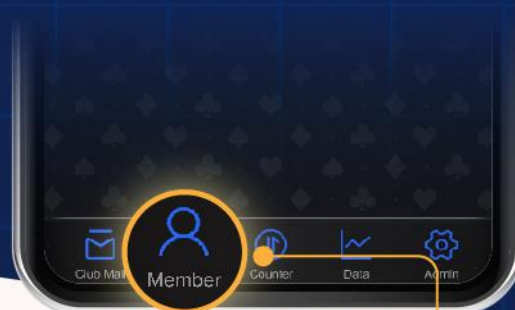
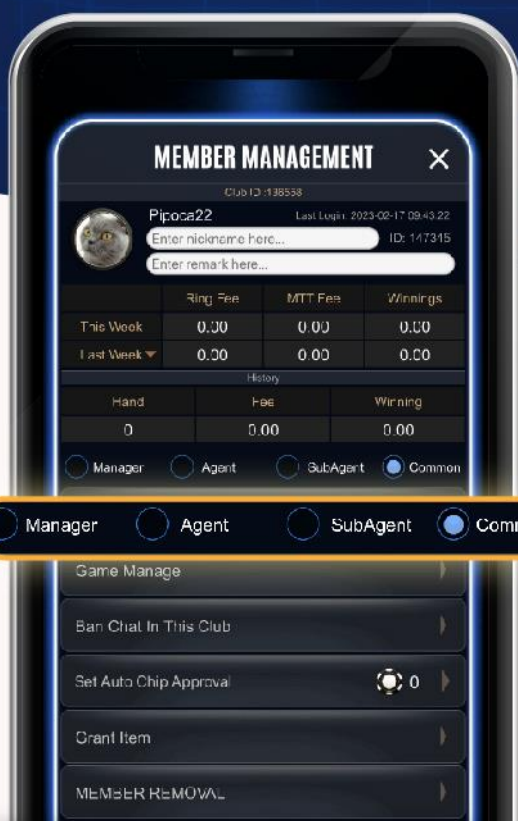


MEMBER REMOVAL ▶



ASSIGN MEMBER DUTY

HOW DO I CHANGE MEMBER DUTY TO MANAGER, AGENT OR COMMON MEMBER?



To change member duty,

1. Enter your club by tapping on your club from the list of your clubs in the Poker2U Online Mobile Poker game main menu.
2. Tap on the "Member" tab
3. A pop-up Member Management menu shall appear, and
4. Tap on "Members"
5. Tap on the member in your club member list you wish to change role.
6. A pop-up Member Management menu shall appear
7. Choose accordingly to your preferences from **Manager, Agent** or **Common Member**
8. A popup Appointment Menu shall appear requesting confirmation.
9. Tap on "Confirm" to change member duty.

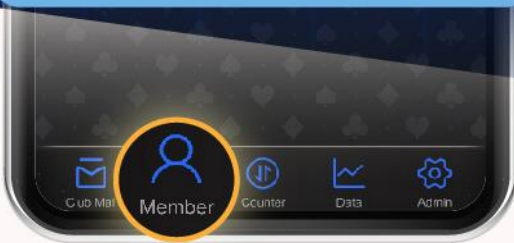


ASSIGN MEMBER DUTY

11

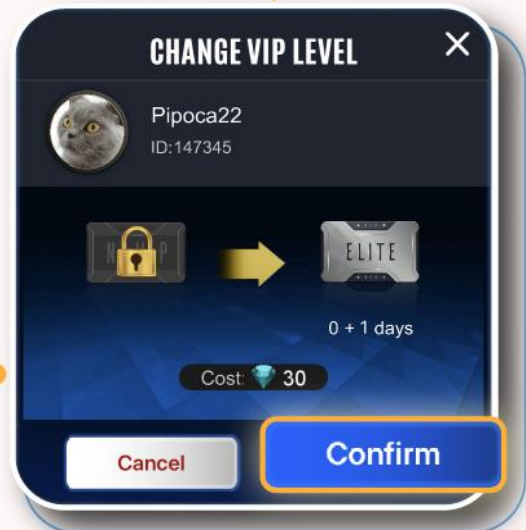
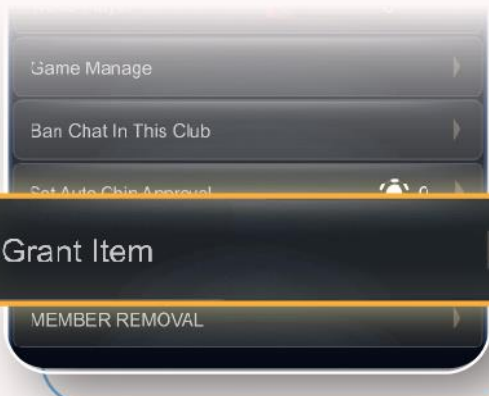
GRANT VIP CARDS TO MEMBER

HOW DO I GRANT VIP CARDS TO MEMBERS OF MY CLUBS?



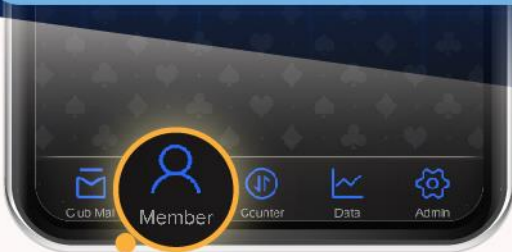
To grant VIP,

1. Tap on the "**Member**" tab.
2. Tap on the member in your club you wish to grant VIP to
3. Tap on "**Grant VIP Card**"
4. Choose the VIP card type you wish to grant and tap on "**Grant**"



GRANT VIP CARDS TO MEMBER

HOW DO I CHANGE THE VIP CARD LEVEL OF MY CLUB MEMBER?

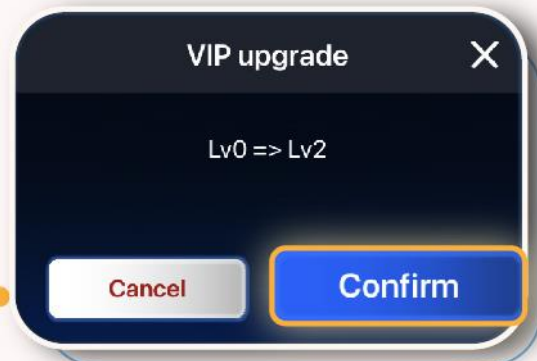


To change VIP card level,

1. Tap on the **"Member"** tab.
2. Tap on the member in your club you wish to grant VIP to
3. Tap on **"Grant VIP Card"**.
4. Choose the VIP card type you wish to grant and tap on **"Grant"**.
5. A pop-up Change VIP Level menu shall appear.
6. Tap on **"Confirm"**.
7. A pop-up VIP upgrade menu shall appear.
8. Tap on **"Confirm"** to complete process.

Game Manage
Ban Chat In This Club

Grant Item



GRANT VIP CARDS TO MEMBER

12

TOP TABS

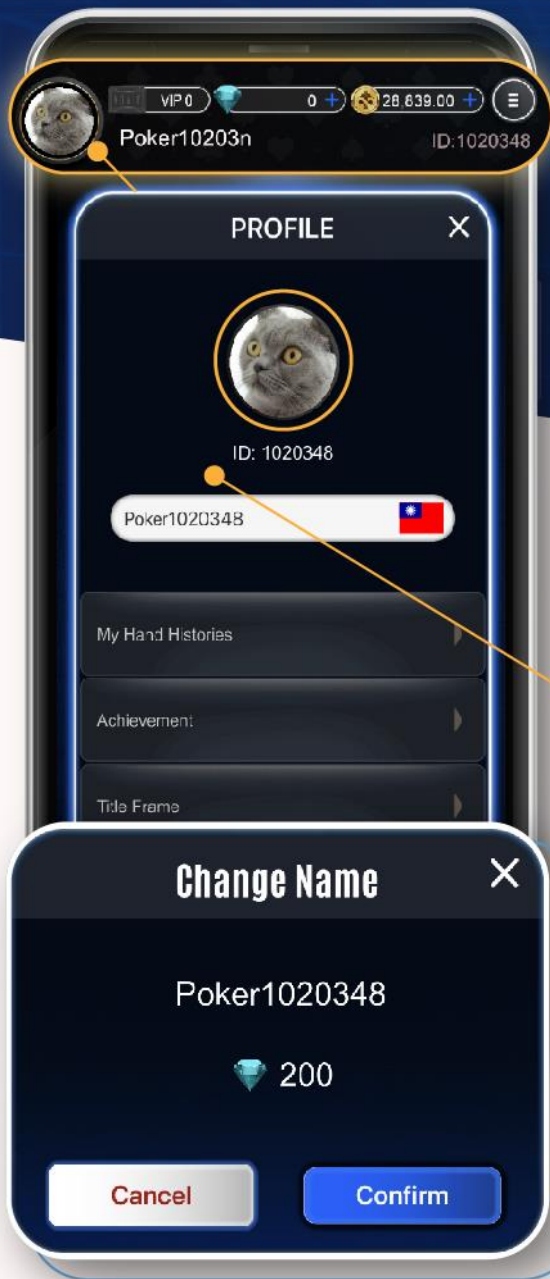


PROFILE ICON

1. In the Poker2U Online Mobile Poker main menu, tap on the profile icon on the top left corner.
2. A profile pop-up menu shall pop-up.
3. Tap on the icon picture
4. A **"Change"** Icon pop-up will appear.
5. Choose from the default pictures or Tap on the Camera icon on the top and choose from gallery.
6. Tap on **"Done"** to complete process.



TOP TABS



HOW DO I CHANGE USERNAME?

- ** First time username change is free.
- ** Second or more username change.



1. In the Poker2U Online Mobile Poker main menu, tap on the profile icon on the top left corner.
2. A profile pop-up menu shall pop-up.
3. Erase previous username and enter new username.
4. Tap on "**Done**".
5. A "**Change Name**" pop-up shall appear requesting diamond charged for name change confirmation. (Free For First Time Name Change)
6. Tap on "**Confirm**" to complete process.



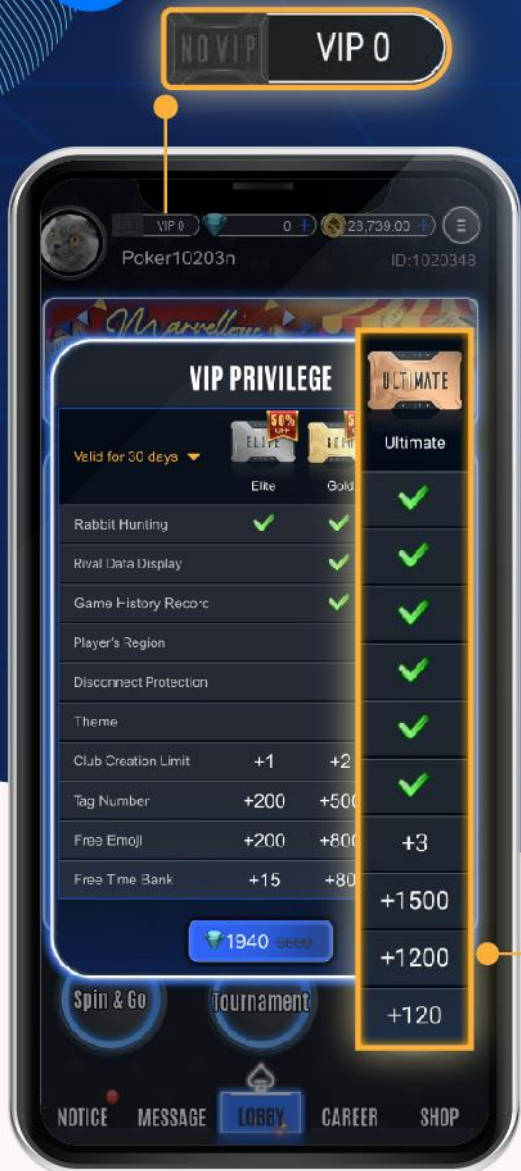
13

VIP



- To get VIP cards,**
1. Open the shop menu in Poker2U Mobile Gaming Application.
 2. Tap in the **"Items"** tab in the shop menu.
 3. Choose your preferred VIP card and tap on them.
 4. A pop-up menu will appear displaying the cost of diamond and controls to extend or reduce validity period of the VIP card, choose your preferred validity period.
 5. Tap on **"Confirm"** to complete purchase.





VIP



OR

1. On the Poker2U Mobile Application Main Page, tap on the VIP card icon on the top of the page.
2. A pop-up menu will appear displaying VIP card types and the privileges that comes with it.
3. Choose the type of VIP card you wish to purchase and tap on, selected choice will display green border surrounding and displays diamond amount needed to purchase.
4. Tap on the diamond icon to continue.
5. A pop-up menu will appear displaying the cost of diamond and controls to extend or reduce the validity period of the VIP card, choose your preferred validity period.
6. Tap on "Confirm" to complete purchase.



VIP



ELITE PRIVILEGES

Rabbit Hunting > Rabbit Hunting refers to when a player will peek at the upcoming cards in the deck following the completion of a hand. Export Trade Data > The admin is able to export out all trade record of club.

Export Credit Data > The admin is able to export out all credit record of club.

Club creation Limit > The VIP privileged member is able to create 1 club more than normal member limit which is 9.

Free Emoji > 200 Free Emoji. Player may use the emoji to communicate with other players in a fun manner.

Free Time Bank > 15 Time Bank. Player receives time bank which allows the player to extend the action time. (Max 3x per hand)



GOLD PRIVILEGES

(Together With Elite Privileges)

Export Union Data > The VIP privileged admin is able to export out all credit Union Data.

Rival Data Display > The VIP privileged member is able to view Rival gameplay data.

Game History Record > The VIP privileged member is able to view Game History Record.

Club creation Limit > The VIP privileged member is able to create 2 club more than normal member limit which is 9.

Free Emoji > 800 Free Emoji Player may use the emoji to communicate with other players in a fun manner.

Free Time Bank > 80 Time Bank. Player receives time bank which allows the player to extend the action time. (Max 3x per hand)



ULTIMATE PRIVILEGES

(Together With Elite And Gold Privileges)

Rival's GPS Data > The VIP privileged member is able to view rival location information.

Disconnect Protection > The VIP privileged member is protected from gameplay disconnection.

Club creation Limit > The VIP privileged member is able to create 3 club more than normal member limit which is 9.

Free Emoji > 1200 Free Emoji. Player may use the emoji to communicate with other players in a fun manner.

Free Time Bank > 120 Time Bank. Player receives time bank which allows the player to extend the action time. (Max 3x per hand)

VIP

14

MENU

Tapping on the menu tab on the top left corner of the Poker2U user interface opens mini pop-up menu with tabs which you can choose from;



SOUND

What is the sound tab?

The sound tab allows the user to turn the sound either on or off.



HOW DO I CHANGE PASSWORD

CHANGE PASSWORD

Current Password

Enter your current password here.

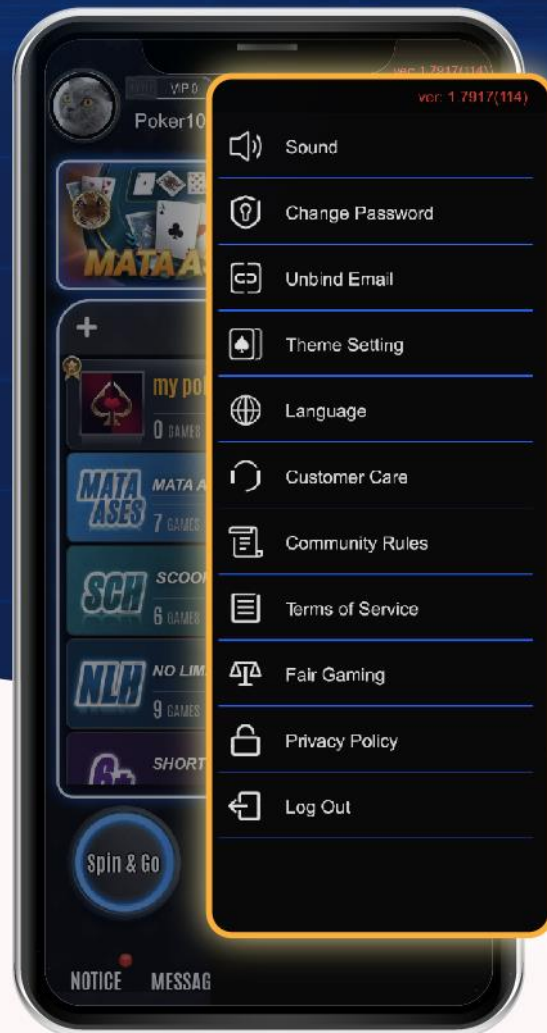
New Password

Password must contain letters, numbers and at least one special character(excluding '@').[6-16 characters]

Re-enter New Password

*Re-enter the same password to confirm.

Change



1. Tap on the **"Change Password"** tab,
2. A menu will request Current Password, New and Re-enter Password.
3. Type in the Current, New and Re-enter Password
4. Tap on **"Change"** to save changes.

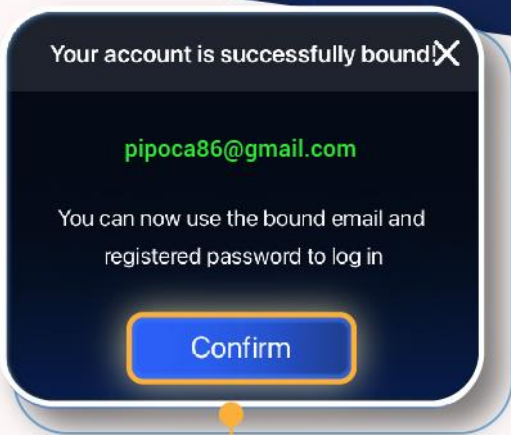
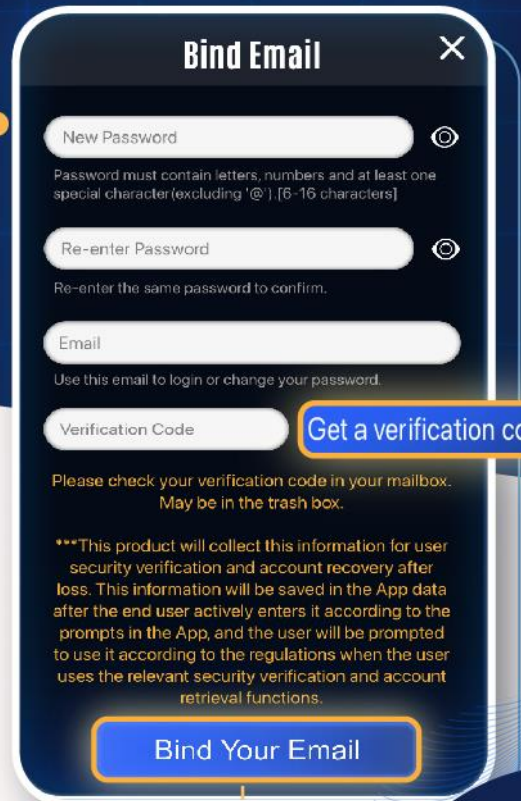
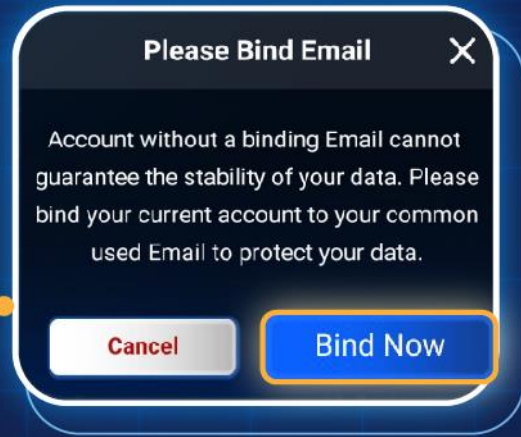
MENU

Tapping on the menu tab on the top left corner of the Poker2U user interface opens mini pop-up menu with tabs which you can choose from;

BIND EMAIL

To bind email, tap on the menu tab on the top right corner of the Poker2U User Interface, a pop-up mini menu shall appear, then

1. Tap on the **"Bind Email"** tab
2. A **"Bind Email"** pop-up shall appear
3. Type in preferred email address, then
4. Tap on the **"Get a verification Code"**
5. The email you just entered should have received a verification code.
6. Type in the verification code beside the **"Get a verification Code"**
7. Tap on **"Bind Your Email"** and you are all set.



MENU

Tapping on the menu tab on the top left corner of the Poker2U user interface opens mini pop-up menu with tabs which you can choose from;

TABLE THEME SETTING

1. Clicking on the "**Theme Settings**" tab will open Poker2U's table theme menu.

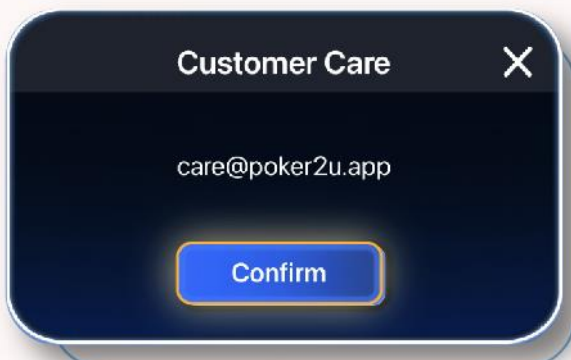
2. In the table theme menu, you can change your default table style by choosing the felt color and background color.

Or you can choose a table style with thematic designs.

Click on "**Deck Options**" and you can choose a custom deck design to match your table theme.



CONTACT CUSTOMER SERVICE



Any inquiries, questions or suggestions can be sent to the email seen below:

care@poker2u.app

MENU

Tapping on the menu tab on the top left corner of the Poker2U user interface opens mini pop-up menu with tabs which you can choose from;

LANGUAGE

To change languages, tap on the menu tab on the top right corner of the Poker2U User Interface, a pop-up mini menu shall appear, then

1. Tap on the **"Language"** tab
2. A language popup should appear
3. Choose preferred language
4. Tap on preferred language
5. The Poker2U Application will restart and you are all set once completed.



COMMUNITY RULES

"Community Rules" will guide you on rules of interaction and communicate between players.



MENU

Tapping on the menu tab on the top left corner of the Poker2U user interface opens mini pop-up menu with tabs which you can choose from;

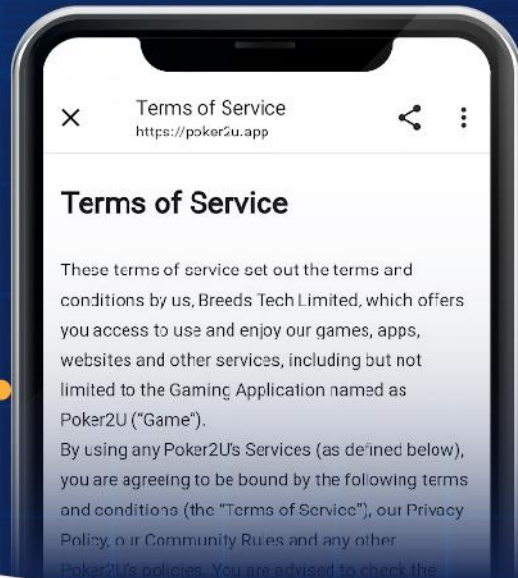
TERMS OF SERVICE

What is the terms of service tab?

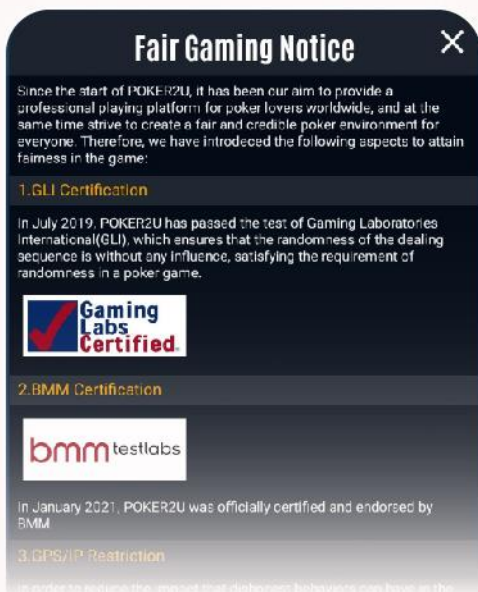
The Terms of Service tab allows the user to read the terms and conditions of Poker2U Mobile Poker Gaming Application.

or

The Poker2U terms of service can be obtained from the following link;
<http://upoker.net/termservices.html>



FAIR GAMING



What is Fair Gaming tab?

The Fair Gaming tab allows the user to view the certificate from Gaming Laboratories International which proves that all poker game simulation on Poker2U is random. Since the start of Poker2U, it has been our aim to provide a professional playing platform for poker lovers worldwide and at the same time strive to create a fair and credible poker environment for everyone. Gaming Laboratories certification has proven that true randomness of game is valid in Poker2U.



MENU

Tapping on the menu tab on the top left corner of the Poker2U user interface opens mini pop-up menu with tabs which you can choose from;



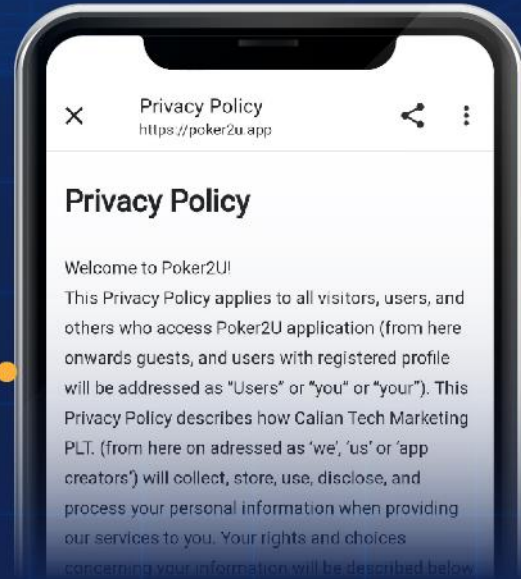
PRIVACY POLICY

What is the Privacy Policy tab?

The Privacy Policy tab allows the user to access and view the privacy policy of Poker2U Mobile Poker Gaming Application.

or

The Poker2U privacy policy can be obtained from the following link;
<http://upoker.net/policy.html>



LOG OUT



To log out, tap on the menu tab on the top right corner of the Poker2U User Interface, a pop-up mini menu shall appear, then

1. Tap on the **“Log Out”** tab
2. User would have logged out and login page will appear.



MORE INFORMATION

For further information, find us at:



care@poker2u.app



<https://www.facebook.com/POKER2UGLOBAL/>



https://www.instagram.com/poker2u_official/



<https://twitter.com/poker2uofficial>

Click the link above to connect with us via social media.

Poker2U has a dedicated 24/7 Customer Care Service
Just to keep your club running smoothly. Our personnel
are well trained to ease your doubts and provide the best
solutions to your every-day club management challenges.

The Guide is a product of Poker2U © 2022.
Unauthorized reproduction, in whole or in part of this guide is a direct
infringement of copyright.

